

**1**

**Remove upper rack from magnetic base.**

**Label test tubes for Standards, Control, and Samples.**

**Tube # Content**

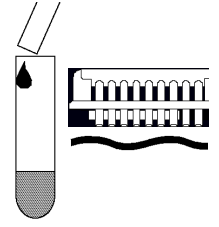
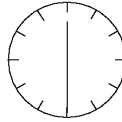
1, 2	Diluent/Zero
	Standard 0 ppt
3, 4	Standard 1 0.1 ppb
5, 6	Standard 2 1.0 ppb
7, 8	Standard 3 3.0 ppb
9	Control
10	Sample 1
11	Sample 2



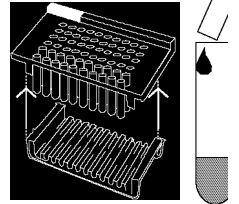

**Add 200 µL of either Standards, Control or Samples to the bottom of each test tube by inserting the pipet tip all the way into the tube without touching the sides or the bottom of the tube.**

**3**

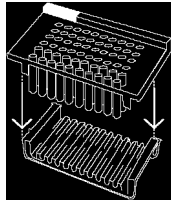
**Add 500 µL of thoroughly mixed Triclopyr Antibody Coupled Magnetic Particles down the inside wall of each tube by using the technique described in Box 2. Vortex for 1 to 2 seconds (at low speed to minimize foaming).**

**7****4**

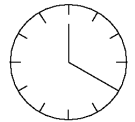
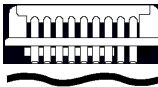
**React 30 minutes at room temperature (15°-30° C).**

**8****2**

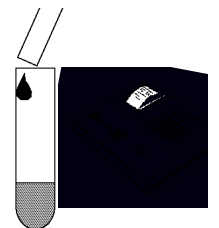
**Add 250 µL of Triclopyr Enzyme Conjugate down the inside wall of each tube by aiming the pipet tip 1/4" to 1/2" below the tube rim without touching the rim or tube wall with the pipet tip; deliver liquid gently.**

**5**

**Combine the upper rack with the magnetic base; press all tubes into base; allow 2 minutes for the particles to separate.**

**9****6**

**Do not separate upper rack from lower base. Using a smooth motion, invert the combined rack assembly over a sink and pour out the tube contents: keep inverted and gently blot the test tube rims on several layers of paper toweling.**

**10**

**For Ordering or Technical Assistance Contact:**

**Strategic Diagnostics Inc.**

**800 544-8881 302 456 6789**

**302 456 6782 Fax www.sdix.com**

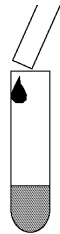
1

Separate the rack.



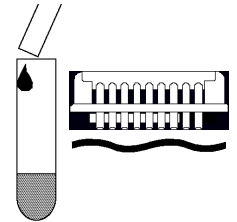
**Add 200  $\mu$ L of Standards, Control or Samples to the bottom of each tube.**

3



**Add 500  $\mu$ L of mixed Magnetic Particles to each tube. Vortex.**

7

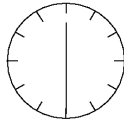


2



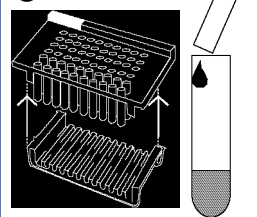
**Add 250  $\mu$ L of Enzyme Conjugate to each tube.**

4



**React for 30 minutes.**

8



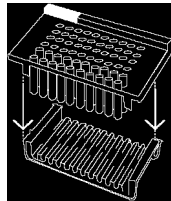
**For Ordering or Technical Assistance Contact:**

**Strategic Diagnostics Inc.**

**800 544-8881 302 456-6789**

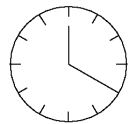
**302 456-6782 Fax [www.sdix.com](http://www.sdix.com)**

5

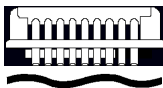


**Combine the rack and magnetic base. Seat all tubes. Wait two minutes.**

9



6



**Invert the combined rack.**

**Blot.**

10

